



2004 Pie Chart Graphs: For the State of Nevada Taxicab Authority

PDF NAVIGATION INSTRUCTIONS

Click on [BOOKMARKS](#) to see a list of the pages contained in this file.

Use the navigation buttons  at the top or bottom of your screen to navigate through the site.

Use the navigation back button  at the top or bottom of your screen to go back to the first page in the file.

Use the navigation end button  at the top or bottom of your screen to go to the last page in this file.

Use the navigation last and forward buttons  at the top or bottom of your screen to go to the last page or the next page in this file.

Use the magnifying glass  at the top of your screen to zoom in on a page.

2004 Pie Chart Graphs: For the State of Nevada Taxicab Authority

TABLE OF CONTENTS

Note: Click on the links below to go to that page.

[PDF Navigation Instructions](#)

[Table of Contents](#)

[% of Market](#)

[2004 Data \(Alpha\)](#)

[2004 Data by Company](#)

[2004 Data by Company \(2\)](#)

[2004 Medallions \(Co. Groups\)](#)

[2004 Medallions \(Alpha\)](#)

[2004 Revenue \(Co. Group\)](#)

[2004 Revenue \(Alpha\)](#)

[2004 Trips \(Co. Group\)](#)

[2004 Trips \(Alpha\)](#)

[2004 Shifts \(Co. Groups\)](#)

[2004 Shifts \(Alpha\)](#)

[2004 NASCAR](#)

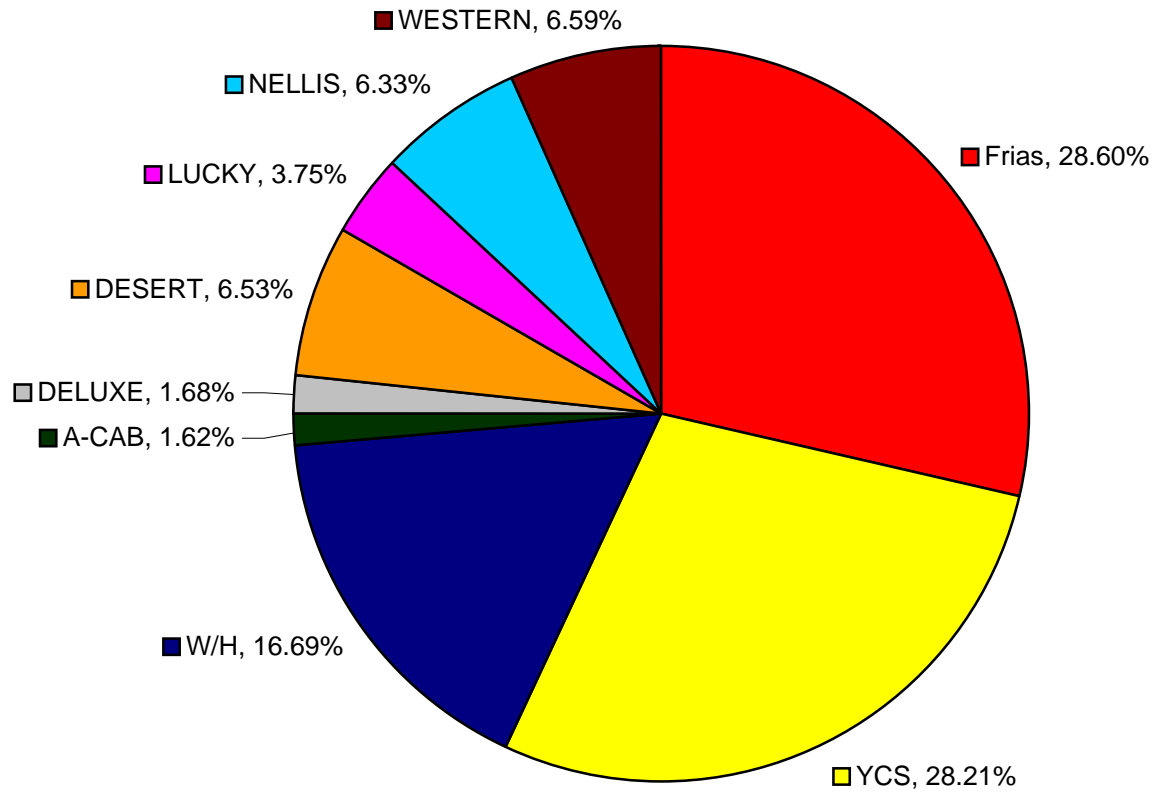
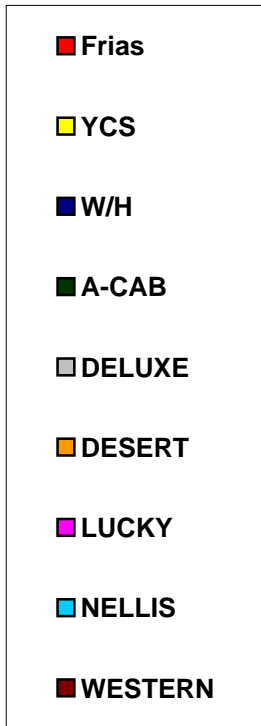
Taxicab Company	<u>MEDALLIONS</u>	<u>SHIFTS</u>	<u>REVENUE</u>	<u>TRIPS</u>
A-CAB	1.62%	1.77%	1.47%	1.23%
ANLV	6.21%	5.87%	5.45%	5.39%
ACE	7.93%	7.36%	7.12%	7.28%
CHECKER	10.94%	11.47%	11.23%	11.65%
DELUXE	1.68%	0.88%	0.90%	0.56%
DESERT	6.53%	6.83%	8.35%	7.77%
HENDERSON	6.40%	6.58%	6.32%	6.33%
LUCKY	3.75%	3.95%	4.20%	4.22%
NELLIS	6.33%	6.48%	7.55%	7.29%
STAR	6.33%	6.60%	6.57%	6.76%
UNION	7.29%	6.84%	6.55%	6.71%
VEGAS-WESTERN	6.21%	5.71%	5.51%	5.69%
VIRGIN-VALLEY	0.96%	0.80%	0.73%	0.75%
WESTERN	6.59%	6.74%	6.61%	6.56%
WHITTLESEA	10.29%	10.66%	10.18%	10.20%
YELLOW	10.94%	11.46%	11.26%	11.61%
TOTALS	100.00%	100.00%	100.00%	100.00%

Taxicab Company	2004 Data (Alpha)			
	<u>MEDALLIONS</u>	<u>SHIFTS</u>	<u>REVENUE</u>	<u>TRIPS</u>
A-CAB	1.62%	1.77%	1.47%	1.23%
ANLV	6.21%	5.87%	5.45%	5.39%
ACE	7.93%	7.36%	7.12%	7.28%
CHECKER	10.94%	11.47%	11.23%	11.65%
DELUXE	1.68%	0.88%	0.90%	0.56%
DESERT	6.53%	6.83%	8.35%	7.77%
HENDERSON	6.40%	6.58%	6.32%	6.33%
LUCKY	3.75%	3.95%	4.20%	4.22%
NELLIS	6.33%	6.48%	7.55%	7.29%
STAR	6.33%	6.60%	6.57%	6.76%
UNION	7.29%	6.84%	6.55%	6.71%
VEGAS-WESTERN	6.21%	5.71%	5.51%	5.69%
VIRGIN-VALLEY	0.96%	0.80%	0.73%	0.75%
WESTERN	6.59%	6.74%	6.61%	6.56%
WHITTLESEA	10.29%	10.66%	10.18%	10.20%
YELLOW	10.94%	11.46%	11.26%	11.61%
TOTALS	100.00%	100.00%	100.00%	100.00%

Taxicab Company	2004 Data by Co.			
	<u>MEDALLIONS</u>	<u>SHIFTS</u>	<u>REVENUE</u>	<u>TRIPS</u>
ANLV	6.21%	5.87%	5.45%	5.39%
ACE	7.93%	7.36%	7.12%	7.28%
UNION	7.29%	6.84%	6.55%	6.71%
VEGAS-WESTERN	6.21%	5.71%	5.51%	5.69%
VIRGIN-VALLEY	0.96%	0.80%	0.73%	0.75%
YELLOW	10.94%	11.46%	11.26%	11.61%
CHECKER	10.94%	11.47%	11.23%	11.65%
STAR	6.33%	6.60%	6.57%	6.76%
WHITTLESEA	10.29%	10.66%	10.18%	10.20%
HENDERSON	6.40%	6.58%	6.32%	6.33%
A-CAB	1.62%	1.77%	1.47%	1.23%
DELUXE	1.68%	0.88%	0.90%	0.56%
DESERT	6.53%	6.83%	8.35%	7.77%
LUCKY	3.75%	3.95%	4.20%	4.22%
NELLIS	6.33%	6.48%	7.55%	7.29%
WESTERN	6.59%	6.74%	6.61%	6.56%
TOTALS	100.00%	100.00%	100.00%	100.00%

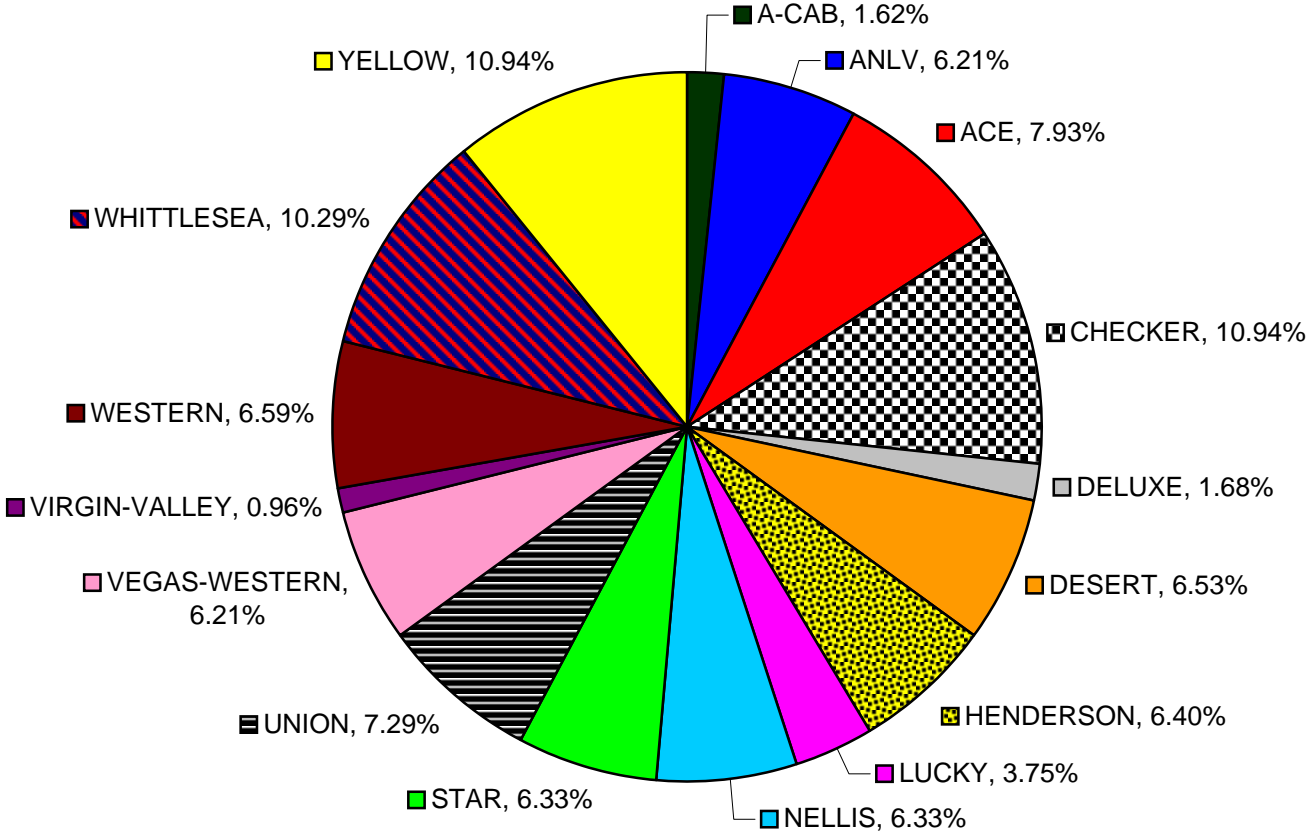
Taxicab Company	<u>MEDALLIONS</u>	<u>SHIFTS</u>	<u>REVENUE</u>	<u>TRIPS</u>
ANLV	6.21%	5.87%	5.45%	5.39%
ACE	7.93%	7.36%	7.12%	7.28%
UNION	7.29%	6.84%	6.55%	6.71%
VEGAS-WESTERN	6.21%	5.71%	5.51%	5.69%
VIRGIN-VALLEY	0.96%	0.80%	0.73%	0.75%
<u>Frias</u>	<u>28.60%</u>	<u>26.58%</u>	<u>25.36%</u>	<u>25.82%</u>
YELLOW	10.94%	11.46%	11.26%	11.61%
CHECKER	10.94%	11.47%	11.23%	11.65%
STAR	6.33%	6.60%	6.57%	6.76%
<u>YCS</u>	<u>28.21%</u>	<u>29.53%</u>	<u>29.06%</u>	<u>30.02%</u>
WHITTLESEA	10.29%	10.66%	10.18%	10.20%
HENDERSON	6.40%	6.58%	6.32%	6.33%
<u>W/H</u>	<u>16.69%</u>	<u>17.24%</u>	<u>16.50%</u>	<u>16.53%</u>
A-CAB	1.62%	1.77%	1.47%	1.23%
DELUXE	1.68%	0.88%	0.90%	0.56%
DESERT	6.53%	6.83%	8.35%	7.77%
LUCKY	3.75%	3.95%	4.20%	4.22%
NELLIS	6.33%	6.48%	7.55%	7.29%
WESTERN	6.59%	6.74%	6.61%	6.56%
<u>TOTALS</u>	<u>100.00%</u>	<u>100.00%</u>	<u>100.00%</u>	<u>100.00%</u>

2004 MEDALLIONS (Co. Groups)

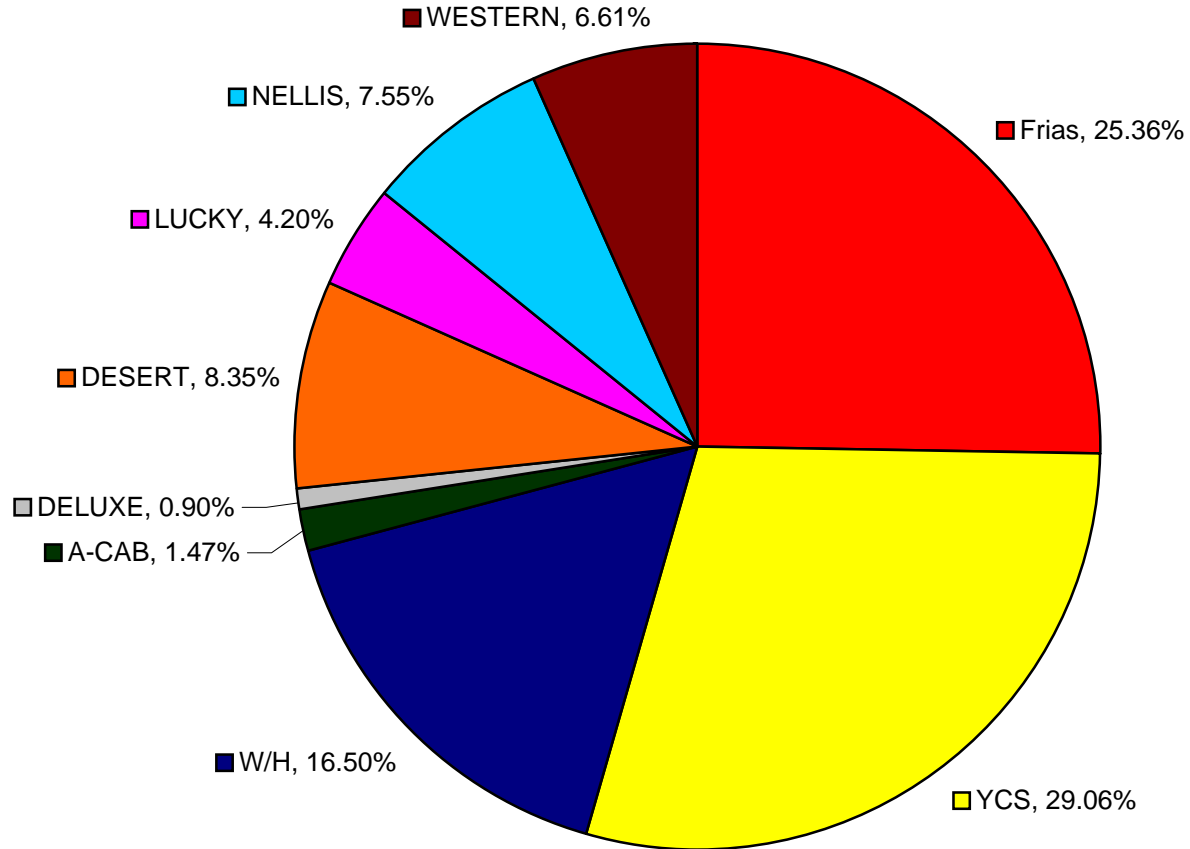
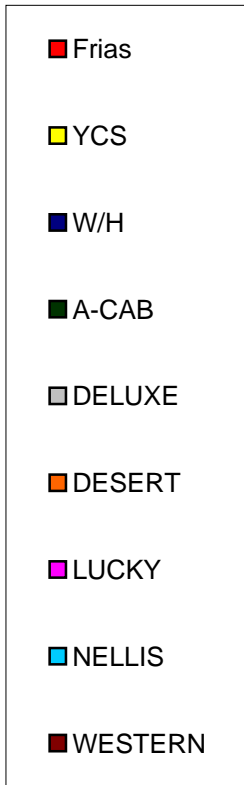


2004 MEDALLIONS (Alpha)

- A-CAB
- ANLV
- ACE
- CHECKER
- DELUXE
- DESERT
- HENDERSON
- LUCKY
- NELLIS
- STAR
- UNION
- VEGAS-WESTERN
- VIRGIN-VALLEY
- WESTERN
- WHITTLESEA
- YELLOW

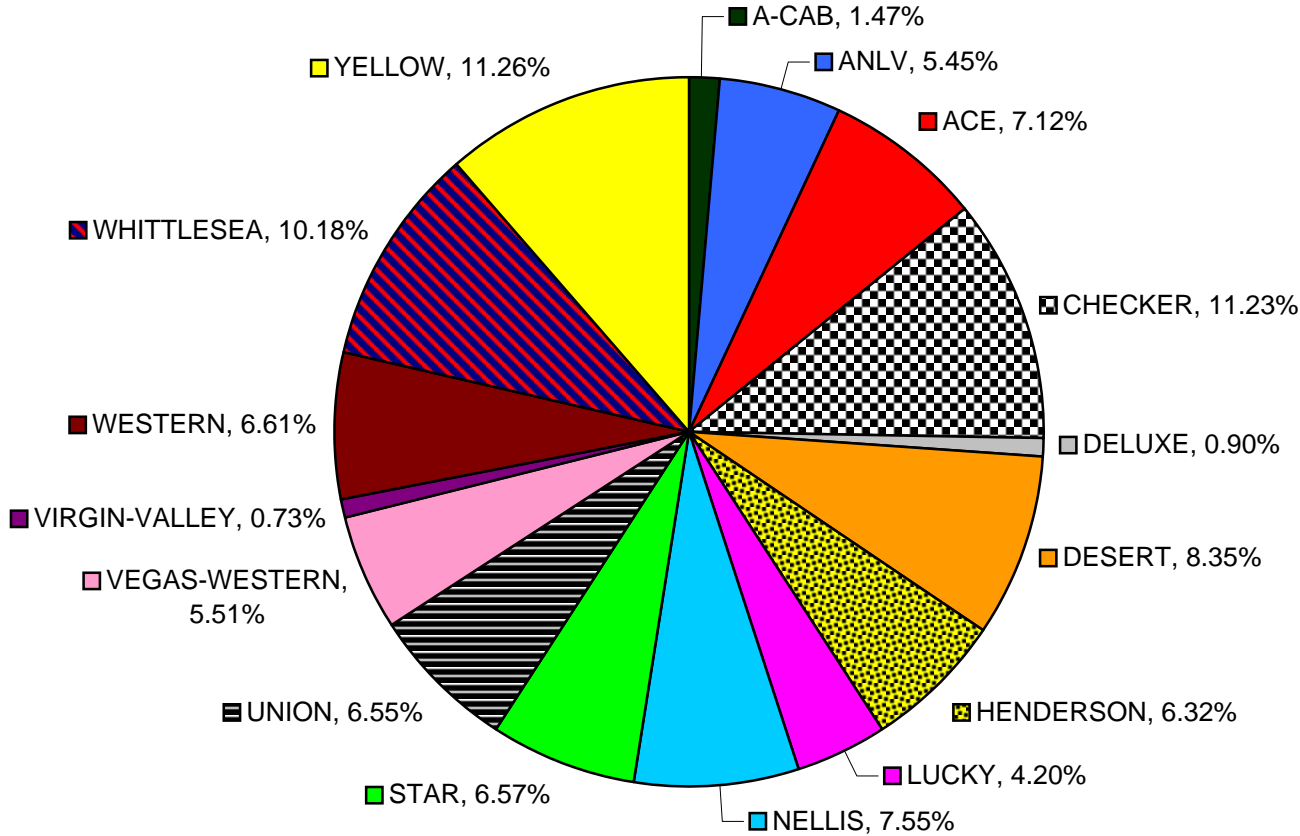


2004 REVENUE (Co. Group)

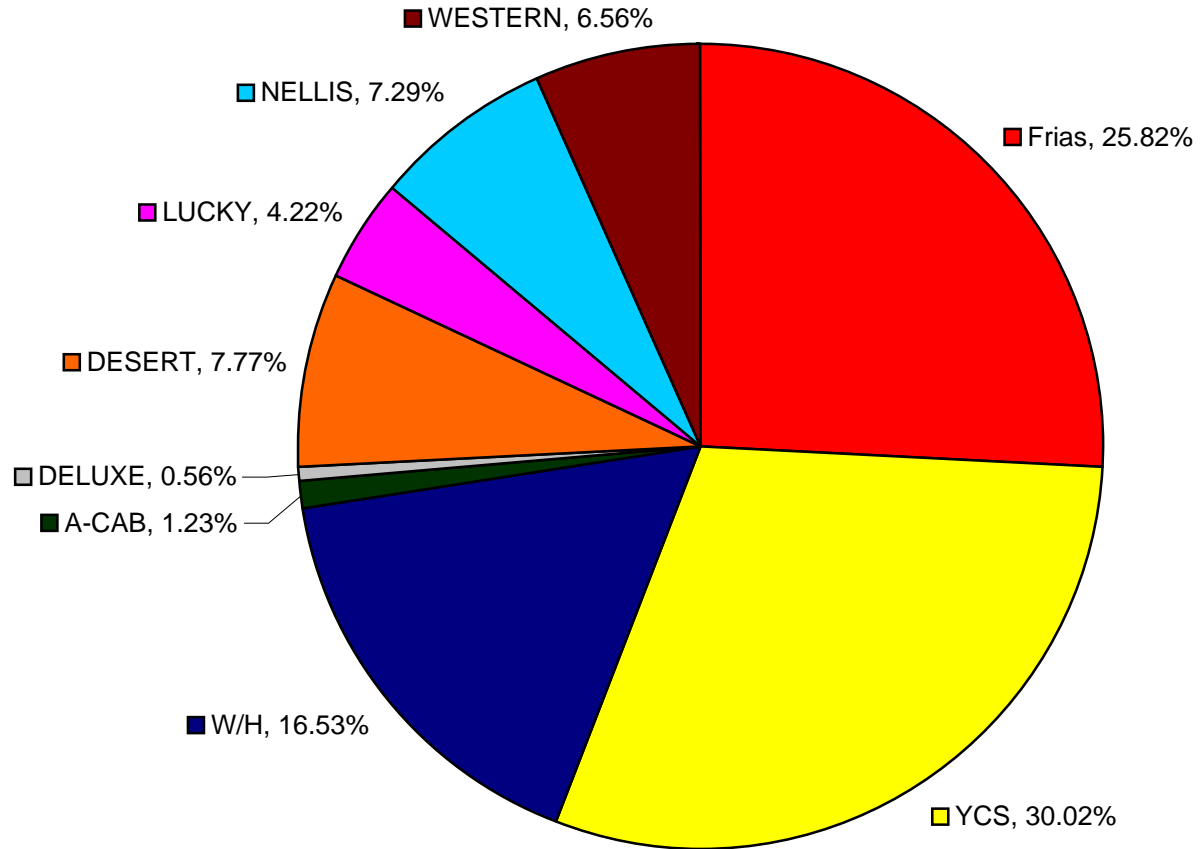
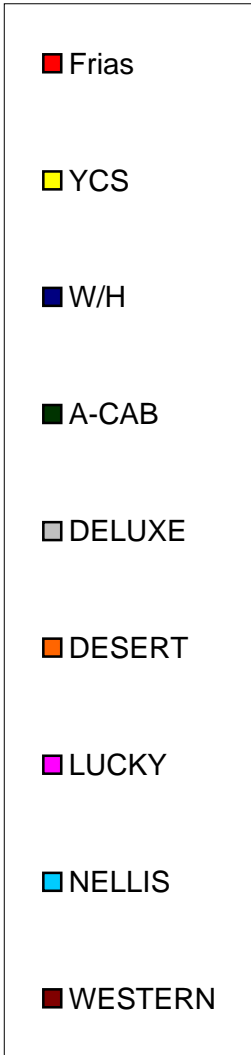


2004 REVENUE (Alpha)

- A-CAB
- ANLV
- ACE
- CHECKER
- DELUXE
- DESERT
- HENDERSON
- LUCKY
- NELLIS
- STAR
- UNION
- VEGAS-WESTERN
- VIRGIN-VALLEY
- WESTERN
- WHITTLESEA
- YELLOW

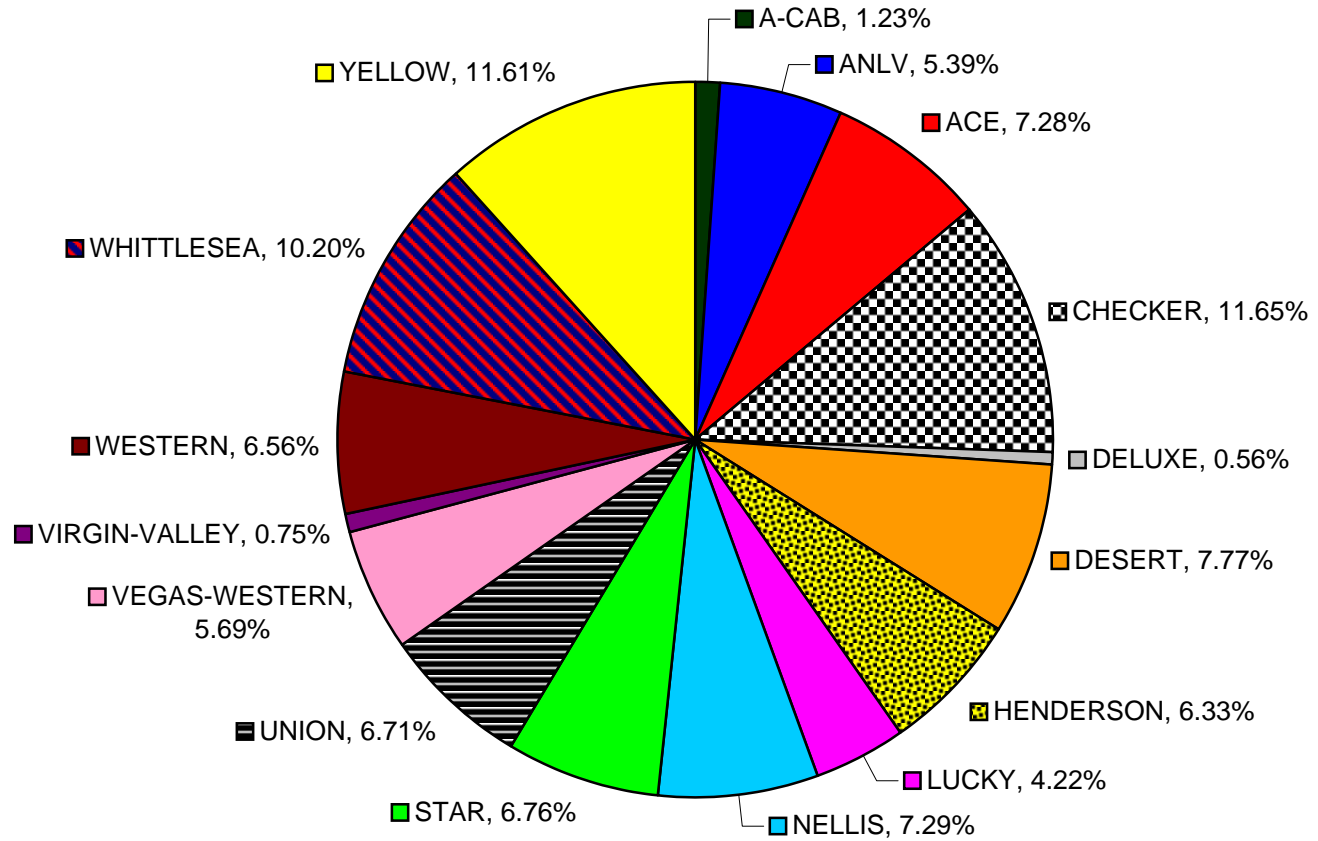


2004 TRIPS (Co. Groups)

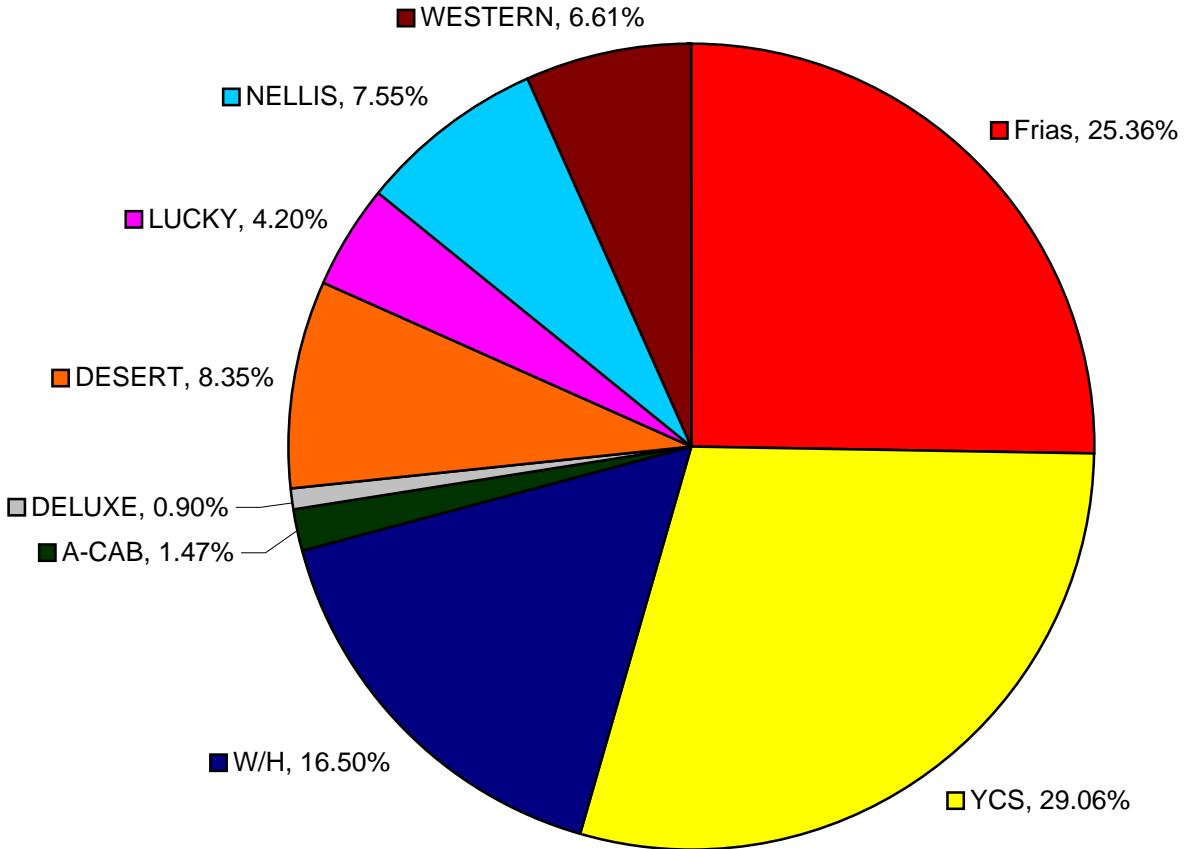


2004 TRIPS (Alpha)

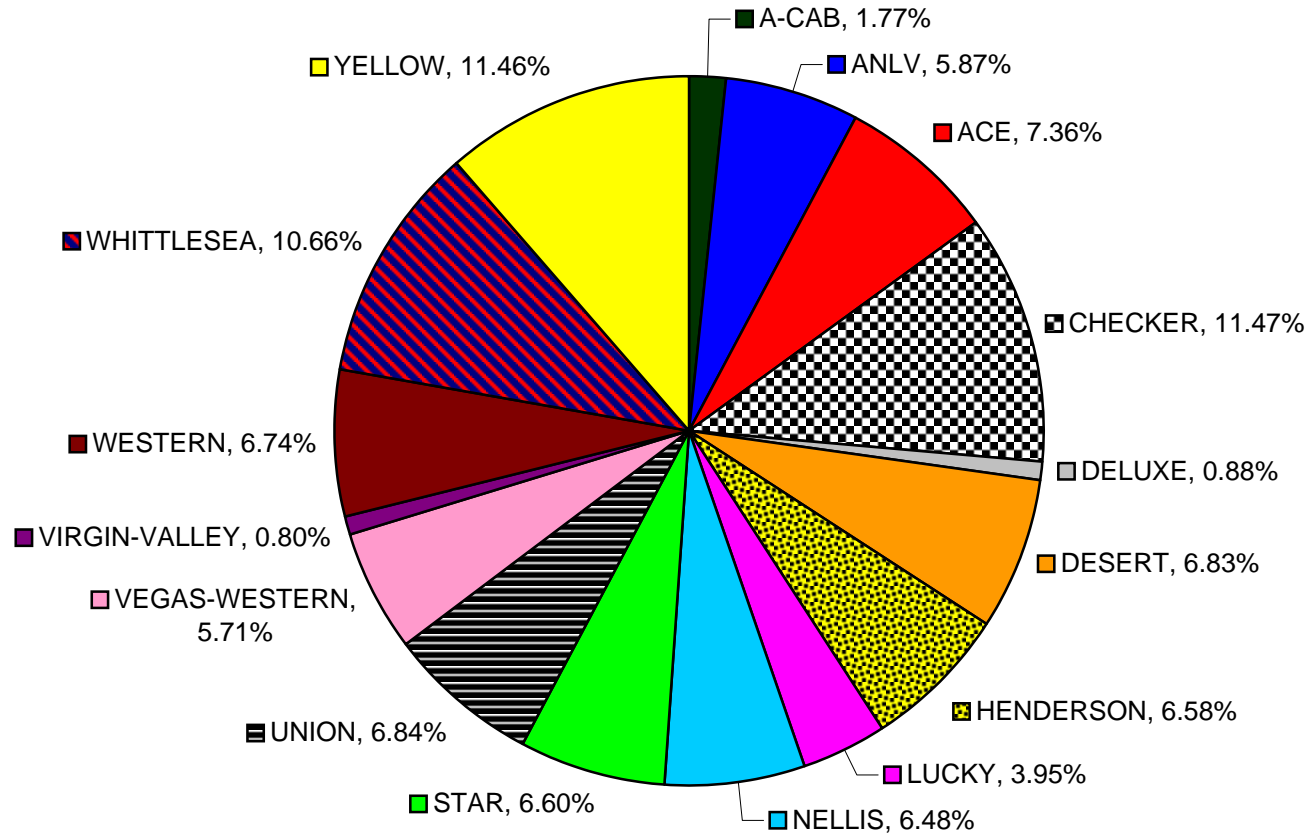
- A-CAB
- ANLV
- ACE
- CHECKER
- DELUXE
- DESERT
- HENDERSON
- LUCKY
- NELLIS
- STAR
- UNION
- VEGAS-WESTERN
- VIRGIN-VALLEY
- WESTERN
- WHITTLESEA
- YELLOW



2004 SHIFTS (Co. Groups)



2004 SHIFTS (Alpha)



Taxicab Company	<u>SATURDAY AFB</u>	<u>SATURDAY LV BLVD</u>	<u>SUNDAY AFB</u>	<u>SUNDAY LV BLVD</u>
ANLV	6	22	16	26
ACE	4	14	18	10
UNION	5	22	12	26
VEGAS-WESTERN	1	10	12	20
VIRGIN-VALLEY	0	2	0	5
<u>Frias</u>	<u>16</u>	<u>70</u>	<u>58</u>	<u>87</u>
YELLOW	14	16	31	16
CHECKER	12	28	28	35
STAR	11	15	23	16
<u>YCS</u>	<u>37</u>	<u>59</u>	<u>82</u>	<u>67</u>
WHITTLESEA	21	15	58	18
HENDERSON	10	10	39	16
<u>W/H</u>	<u>31</u>	<u>25</u>	<u>97</u>	<u>34</u>
A-CAB	4	8	0	4
DELUXE	0	2	0	6
DESERT	8	25	16	22
LUCKY	2	8	2	15
NELLIS	16	14	42	10
WESTERN	6	30	21	25
<u>TOTALS</u>	<u>120</u>	<u>241</u>	<u>318</u>	<u>270</u>
	SATURDAY TOTAL=	<u>361</u>	SUNDAY TOTAL=	<u>588</u>
			SAT & SUN TOTAL=	<u>949</u>